



November 2024

### **Kia ora koutou,**

Thank you to everyone who responded to the recent 'AskYourTeam' survey during Term 3. This year, we had a strong response rate, with **27.8% of invited whānau** participating, alongside **85.7% of students**.

The survey's purpose is to understand what's working well in our school and where we can improve. With similar questions asked each year, we can also track progress over time.

### **Key Insights**

Overall, the survey results reflect positive sentiment across our school community. Whānau responses averaged **85%** and students **78%**. We are pleased to see high scores in areas such as student enjoyment, community reputation, cultural inclusivity, and student safety.

For example, **91% of whānau** reported that their child enjoys being part of the school, and **88%** feel that the teachers believe in their child's success. Similarly, **90%** noted that the school actively encourages whānau involvement, which aligns with our commitment to fostering a strong community connection.

Student feedback highlighted that **88%** believe our school is a good school, and **87%** enjoy being part of it. Additionally, **84%** understand the school's values and try to follow them, with a similar percentage believing that their teachers are invested in their success and regularly check their progress.

We note that, the way the scoring works, it doesn't mean that the remaining % does not agree with the statement. A score of 100% would mean that every respondent "strongly agreed", and 80% means that, on average, respondents "agree".

### **Areas for Growth**

At the lower end of the scores from whānau, we scored **79%** in relation to the question 'the school actively seeks ideas and suggestions on how to improve the school.' Likewise, for the question, 'the school keeps me well informed about my child's progress,' we scored **81%**. While these are still very positive scores, we also know that, for some parents, these are areas where we can continue to improve.

## **Next Steps**

We are committed to addressing the feedback we've received. In response to the survey results, we will focus on:

- **Enhancing Communication:** This year we introduced 'AskYourTeam' sessions to kick-start the year, and refined our 'Share the Learning', parent interview, and reporting processes. Our teachers also continued to have more regular meetings and engagement with whānau of children requiring extra support. Moving forward, we will refine these efforts to provide even clearer and more timely updates to whānau.
- **Creating More Opportunities for Input:** We will also explore ways to increase opportunities for whānau to provide feedback and suggestions. While we welcome feedback at any time through our open-door policy with teachers, the leadership team, the principal, and the Board, we will also look at creating more formal channels to ensure whānau voices are heard.

We appreciate everyone who took the time to share their thoughts. Your feedback helps guide our decisions as we work to provide the best possible learning environment for all our tamariki.

Ngā mihi nui,

**St Joseph's Catholic School (Takapuna)**  
**Board of Trustees**



Community Involvement Survey 2024  
St Joseph's Catholic School Takapuna



## Understanding your results

How Strongly Agree to Strongly Disagree Likert scale questions are scored



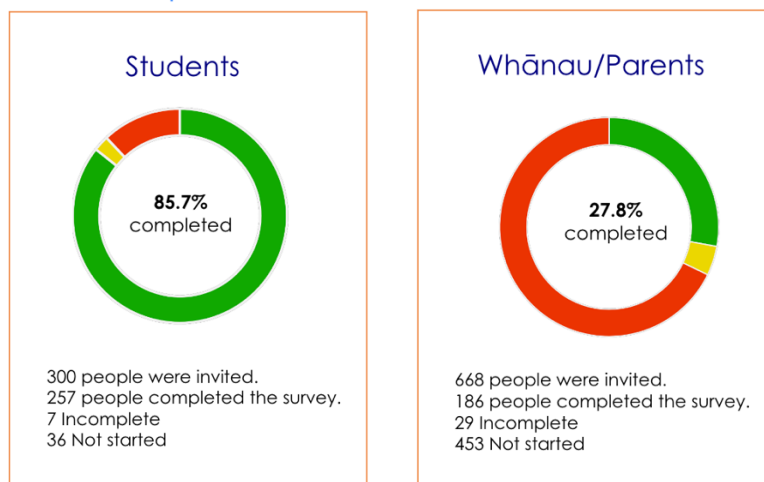
Each response on this scale contributes a score as outlined below. The responses are then averaged to give your overall question score as a %. For example, if 5 people selected 'Strongly Agree' and 5 people selected 'Strongly Disagree' the score would be 50%

5 x Strongly Agree responses at 100% = 500% | 5 x Strongly Disagree responses x 0% = 0%

Score = 500% / 10 responses = 50%



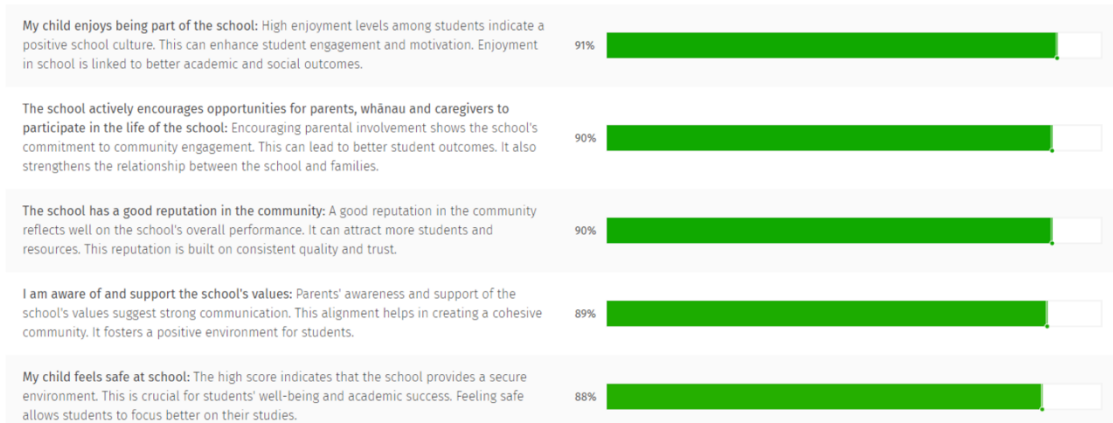
## Participation Rate



Participation rates help us understand how representative we are. While we are not aiming for 100%, a higher percentage is better.



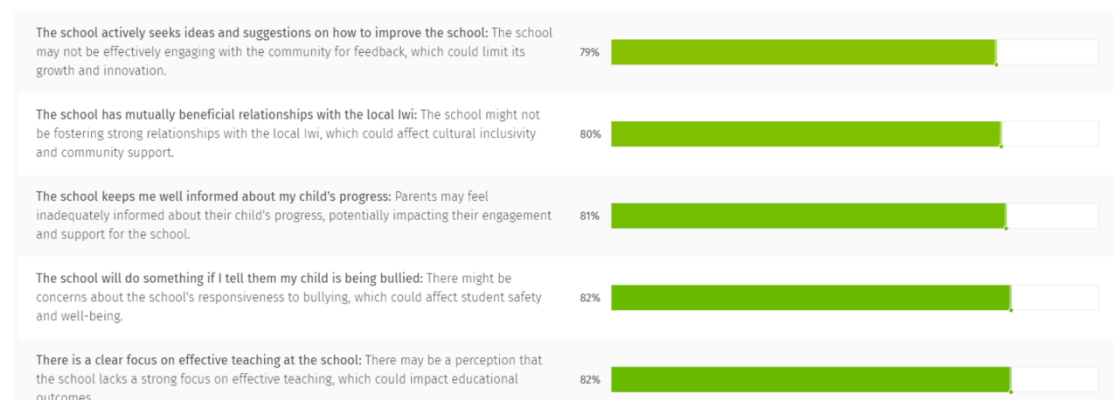
## What's working well - Whānau/Parents



These questions may identify areas to celebrate with your team. This is a Strongly Agree – Strongly Disagree Likert scale question type. See 'Understanding your results' slide for more information on how these scores are calculated.



## What needs some work - Whānau/Parents



These questions may identify areas to celebrate with your team. This is a Strongly Agree – Strongly Disagree Likert scale question type. See 'Understanding your results' slide for more information on how these scores are calculated.

